

# SPECIFICATIONS

## Controls

GK Volume  
DOWN/S1 Switch  
UP/S2 Switch  
Select Switch

## Indicator

Power Indicator

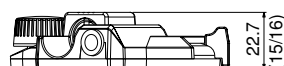
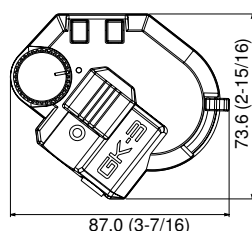
## Connectors

GK Connector  
Normal Pickup Input Jack

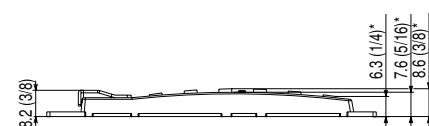
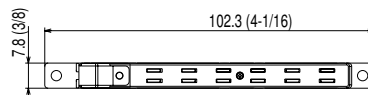
## Weight

60 g / 3 oz

## Dimensions



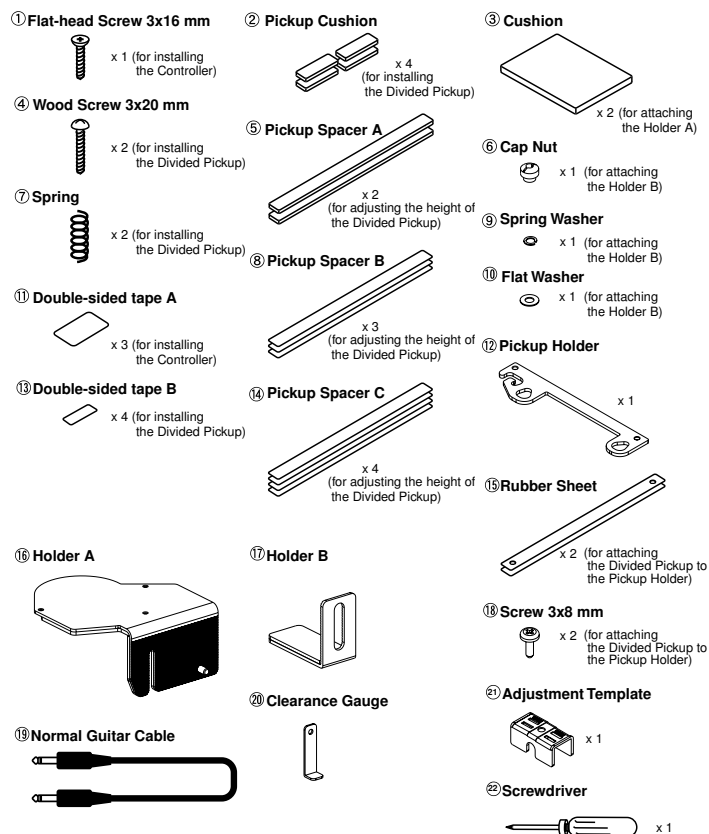
Unit : mm (inch)



\*...with yokes at maximum height

Unit : mm (inch)

## Accessories



No.	PART CODE	PART NAME	DESCRIPTION	Q'TY
1	H5029338	FLAT-HEAD SCREW 3X16	A1 FEBC	1
2	G2257308	PICKUP CUSHION		4
3	G2267215	CUSHION		2
4	H5029339	WOOD SCREW 3X20	A1 FEBC	2
5	G2257306	PICKUP SPACER A	3T	2
6	H5029875	CAP NUT	FE BZC	1
7	G2177122	COILED SPRING	D4.5X15	2
8	G2257307	PICKUP SPACER B	1T	3
9	H5039139	SPRING WASHER	M7 T=1.5 FEBZC	1
10	H5039140	FLAT WASHER	M7X15.5X1.6 F	1
11	H2539913	DOUBLE-SIDE TAPE A		3
12	G2057001	PICKUP HOLDER		1
13	H2539914	DOUBLE-SIDE TAPE B		4
14	75E111S000	PICKUP SPACER C	0.25T	4
15	G2257313	RUBBER SHEET		2
16	G2147812	HOLDER A		1
17	G2147813	HOLDER B		1
18	H5019414	SCREW 3X8	B.H FEBC	2
19	F3467027	NORMAL GUITAR CABLE	200MM	1
20	G2569005	CLEARANCE GAUGE		1
21	G2569007	ADJUSTMENT TEMPLATE		1
22	H5029876	SCREW DRIVER		1

It is necessary to affix the CUSHION A(#G2267212) and CUSHION B(#G2267212) to the HOLDER A(#G2147812) and the CUSHION AD(#G2267214) to the HOLDER B(#G2147813)

Owner's Manual English/Japanese:(#G6017148)

## Options

GK Cables: GKC-3, GKC-5, GKC-10

GK Parallel Box: GKP-4

Unit Selector: US-20

\* In the interest of product development, the specifications and/or appearance of this unit are subject to change without prior notice.